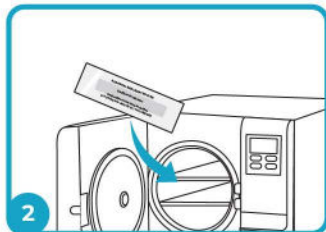


## Testing Instructions

Questions? Find helpful tips online at: [www.WoodhouseLabs.com](http://www.WoodhouseLabs.com)



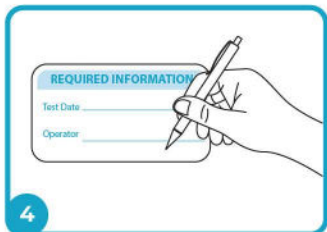
1 Remove **TEST strip** from inside the mailing envelope. Do not open **CONTROL** sleeve.



2 Place **TEST strip** in the center of your sterilizer with a typical load. Do not autoclave mailing envelope.



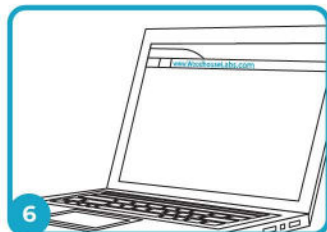
3 Once sterilized, place **TEST strip** back in mailing envelope and seal.



4 Record date and operator on the mailing envelope.



5 Add postage and mail your test kit back as soon as possible.



6 View your result online at:  
**[www.WoodhouseLabs.com](http://www.WoodhouseLabs.com)**