

2026

**SPORE
TESTING**

Compliance Log



2026 Spore Testing Compliance Log Instructions

Use this log to document each time you run a spore test. Complete **one entry for every sterilizer tested**.

For each test, record the following:

1. Test Type	Record whether your spore test was run using an in-office or mail-in system.
2. Test Run Date	Write the date the spore test was run in the sterilizer. You may use the calendar view below to circle the date each week that your spore testing was performed.
3. Sterilizer Identifier	Enter a unique identifier for the sterilizer tested (nickname, location, or serial number).
4. Initial After Running Test	The staff member who ran the spore test should initial to confirm the test was completed correctly.
5. Mail Date	Record the date the test was placed in the mail (if applicable).
6. Initial After Mailing	The staff member who mailed the test should initial to confirm it was sent.
7. Test Result	After receiving your spore test report, check the corresponding result box .

Important Notes:

- ▶ Tests should be mailed promptly after completion, following your monitoring protocol.
- ▶ Keep this log on file as part of your infection control and regulatory compliance records.
- ▶ Retain completed logs according to your facility's document retention policy.





QUESTIONS?

Visit
www.woodhouselabs.com

or call 1 (800) 647-9881

A Simple Sterility Assurance Routine:

▶ Every Load:	Woodhouse Laboratories Sterilization Pouches
▶ Every Day:	Integron™ Integrating Chemical Indicators
▶ Every Week	SporeAlert Mail-In Spore Testing

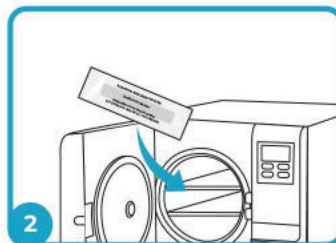


Testing Instructions

Questions? Find helpful tips online at: www.WoodhouseLabs.com




1 Remove **TEST strip** from inside the mailing envelope. Do not open **CONTROL** sleeve.



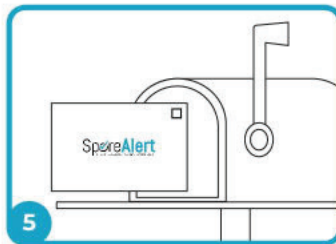
2 Place **TEST strip** in the center of your sterilizer with a typical load. Do not autoclave mailing envelope.



3 Once sterilized, place **TEST strip** back in mailing envelope and seal.



4 Record date and operator on the mailing envelope.



5 Add postage and mail your test kit back as soon as possible.



6 View your result online at: www.WoodhouseLabs.com

Quick Reference:

My Sterilizer Information

Make:		Model:		Serial:	
Make:		Model:		Serial:	

For more information, or to reorder, go to www.WoodhouseLabs.com.

View our instructional video online





2026 Spore Testing Compliance Log

Stay organized and inspection-ready with this **Annual Spore Test Compliance Log**, designed to make mail-in spore testing simple and consistent.

This log provides dedicated space to record **each spore test run during the year**, including the **date the test was performed, sterilizer identification, operator initials, mail date, and mailing initials**. Clear, structured entries help ensure nothing is missed and make it easy to verify compliance at a glance.

Perfect for practices using **mail-in or in-office biological indicator services**, this quarterly format supports routine monitoring while keeping documentation concise and easy to maintain. Keep logs on hand as part of your infection control records and be prepared for audits, inspections, or internal reviews.

Contact Us

☎ 1-800-647-9881
🌐 www.WoodhouseLabs.com
✉ frontdesk@woodhouselabs.com

📍 Woodhouse Laboratories
3115 Mercer Ave STE 103
Bellingham WA 98225

